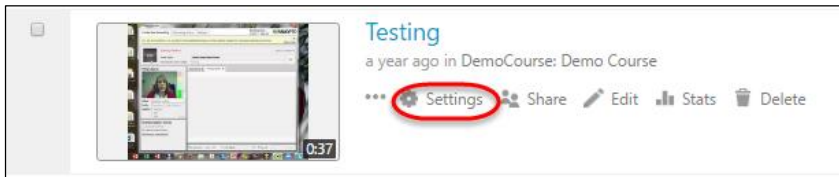


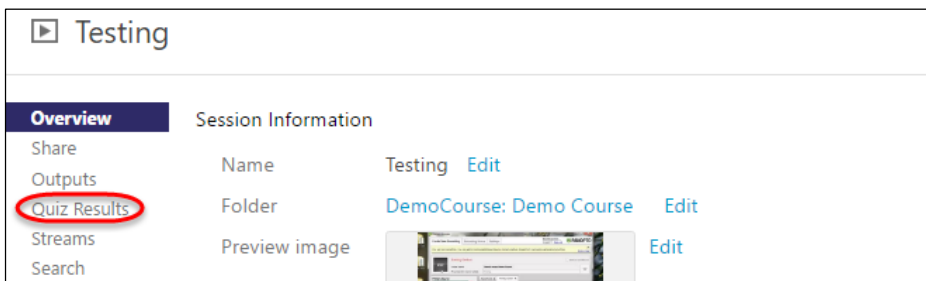
View Quiz Results in Panopto

To view quiz results:

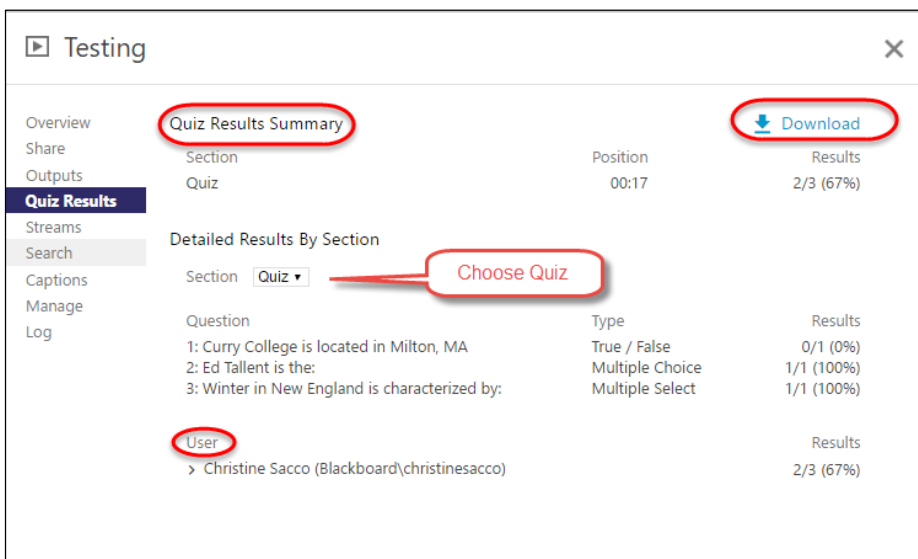
1. Go to the video through Tools/Panopto Content within Blackboard or go to <https://currycapture.hosted.panopto.com>
2. Click on **Settings**:



3. Click on **Quiz Results**:



4. You will see a **Summary**. You will see a place to choose which Quiz you would like to see (if you had multiple quizzes in the video). You will see a list of **Users** and their scores. You may also choose **Download** to export results to an Excel .csv file.



Note: The scores do not link to Blackboard, so if you want to include them in the Grade Center, you would need to manually add a Column and enter the grade.